
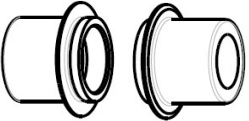
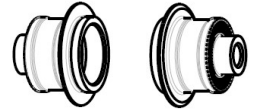

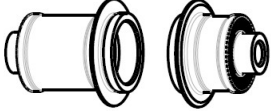
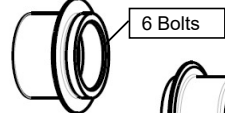
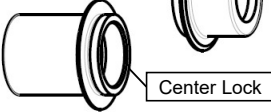

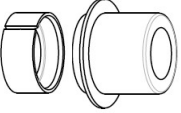

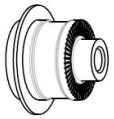
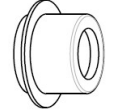




# REAR ROAD AXLE ADAPTERS



TYPE	SEASON	LOOKS LIKE	CONCEPT	HUB SPEC	WHEELS	DESIRED CONFIGURATION	ADAPTER CODE	ADAPTER IMAGE
All Rear Road	MY17 and earlier		QRM	12x142 with: <b>6B:</b> B49 896 00 	Comete Pro Carbon SL T Disc CXR Elite Disc (OEM) Cosmic Pro Carbon SL C&T Disc Cosmic Pro Carbon Disc Ksyrium Pro Carbon SL C&T Disc Ksyrium Pro Disc Allroad Ksyrium Pro Disc Ksyrium Elite Disc Allroad Ksyrium Elite Disc Ksyrium Disc OEM Aksium Disc OEM Aksium Allroad Disc OEM	9x135 (QR)	6B: B49 894 00	
				<b>CL:</b> B49 899 00 			CL: B49 898 00	
		<i>Regardless of 6B or CL</i>				12x135	B49 895 00 (for 6B & CL)	 6 Bolts  Center Lock
All Rear Road	Running change MY17 From MY18		QRM Auto	12x142 with V25 107 00 	Comete Pro Carbon SL UST&T Disc Comete Pro Carbon Disc (OEM) Cosmic Pro Carbon SL UST&T Disc Cosmic Pro Carbon UST Disc Cosmic Pro Carbon Disc Cosmic Elite UST Disc Ksyrium Pro Carbon SL UST&T Disc Ksyrium Pro Carbon UST Disc Ksyrium Pro Disc Ksyrium Elite Disc Ksyrium Disc 19 Aksium Elite Disc 19 Aksium Disc 19 Allroad Pro Disc Allroad Elite Disc Allroad Elite Disc Road+ Aksium Allroad Disc OEM Allroad Disc	9x135 (QR)	Remove V25 107 00 and plug V25 108 00	 
						12x135	V25 109 00	Remove left V25 107 01 + 
		<i>Regardless of 6B or CL</i>						